



**SPS Enrollment Update as
of May 4, 2026**

Enrollment Director: Simone Braga



Enrollment Office: Who are we?

Director: Simone Braga

- 26 years with SPS, Somerville resident, granddaughter in SPS
- Speaks Portuguese and Spanish

Enrollment Systems & Data Quality Assurance Coordinator: Nancy Holmes

- 30 Years with SPS, Somerville resident, 4 SPS graduates, grandson now in SPS

Enrollment Specialists:

Herenia Hernandez

- 30 Years with SPS, 2 SPS graduates, speaks Spanish

Marjorie Alexander

- 30 Years with SPS, speaks Haitian Creole

Fernanda Alves

- 4 years with SPS, Speaks Portuguese

Secretary: Colleen Flynn

- 11 years with SPS, 2 SPS graduates





Enrollment Office: What do we do?

We are the...

- First welcoming face of the Somerville Public Schools
- Work closely with families to gather necessary information
- Collaborate and strategize with Principals, MLE, Special Education, Student Services and BNHSS among others
- Data-driven advisors regarding district enrollment
- Integral part of the SFLC and broader community resource and referral network



Enrollment Office: How well are we doing?

In 2025-26, we included an ongoing feedback form as part of our communications with families



The Enrollment Office supported families with PK/ K registration at East Somerville Community School.

How satisfied are you with the support you received?

2.8 out of 3

Avg. satisfaction rating

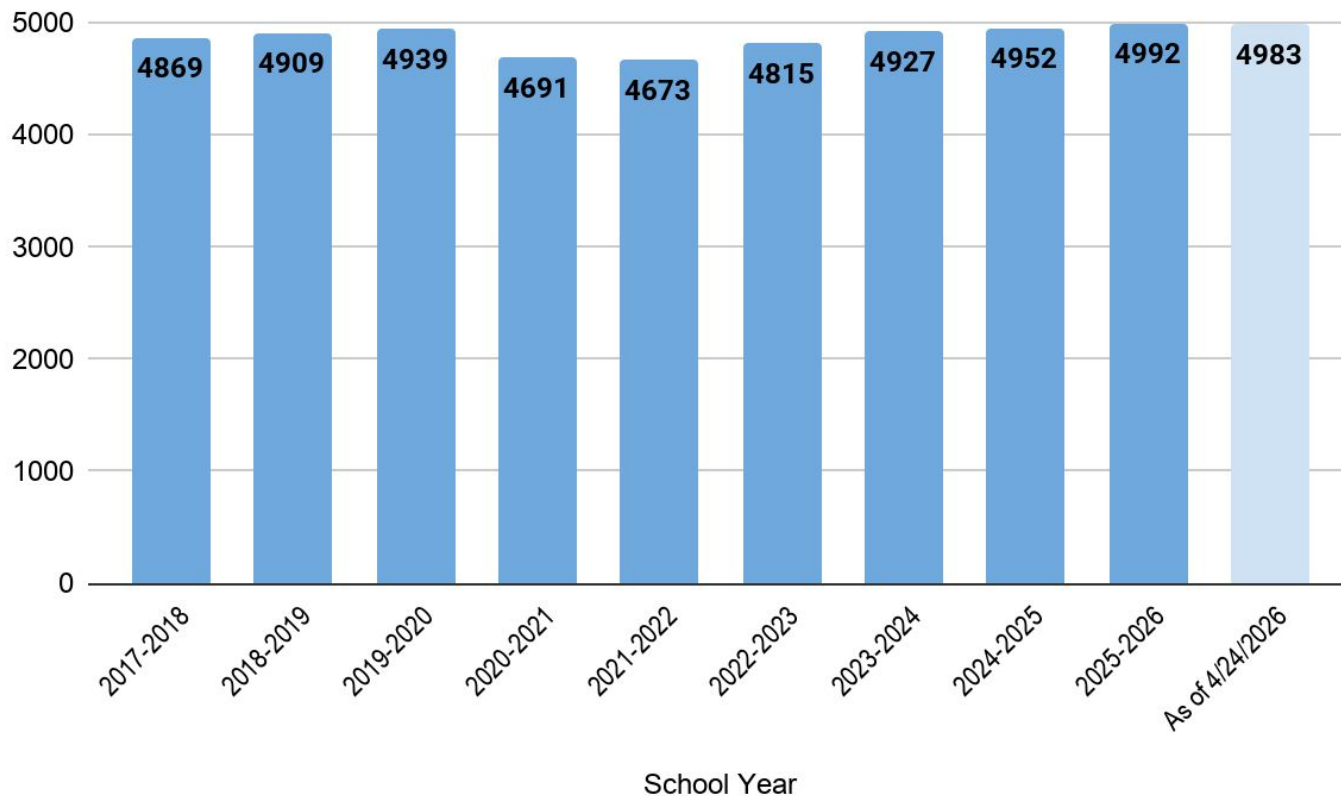
“The PK/K info session was really great. The team provided very quick responses by email and provided plenty of time options for open houses. The staff was helpful, responsive, and kind.”

-New SPS Parent



Enrollment Trends District-wide

Year-Over-Year Enrollment Trends for SPS



Enrollment has been relatively steady.

PK-12 Registrations

New Registrations during the School Year (Aug-Jun)			
Grades	SY 2024	SY 2025	SY 2026 (8/27/25 - 4/24/25)
PK-8	985	915	873
9-12	148	115	106
Total	1133	1030	979

‘Preferred Language for Communication’

2024: | HC 2% | Port 12% | Spa 16% | Eng 69%

2025: | HC 2% | Port 10% | Spa 17% | Eng 71%

2026: | HC 1% | Port 9% | Spa 12% | Eng 77%

Incoming PK/K 2027

| HC 1% | Port 6% | Spa 7% | Eng 86%

Newcomers in SPS (in US for under 2 yrs)	
School Year	# of students
SY21-22	438
SY22-23	326
SY23-24	296
SY24-25	200
SY25-26 (as of 4/24/2026)	74

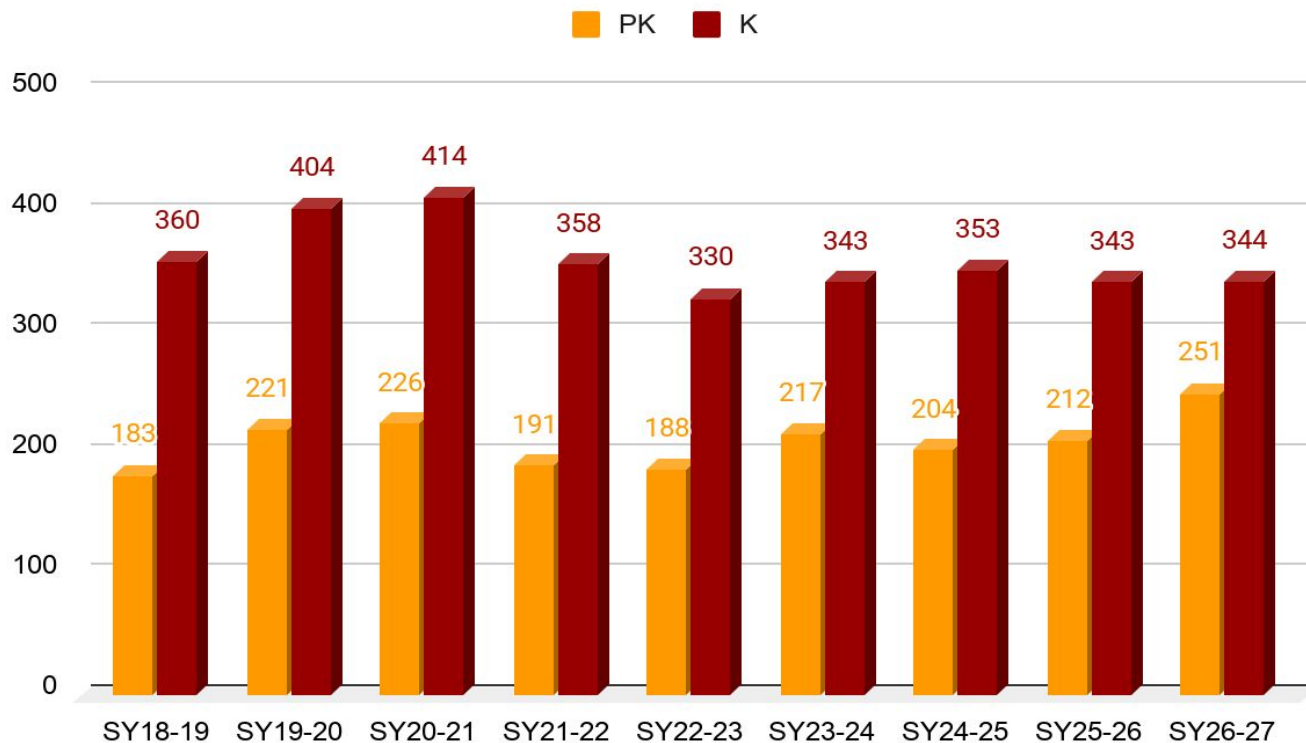
Enrollment Projections for SY26-27 by School

Schools	SY 2026 (Enrolled as of 4/24/2026)	SY 2027 (Projected enrollment)	Δ: Potential Shift in Enrollment Demand for SY 2027
Argenziano	537	577	+40
Brown	230	249	+19
Capuano	250	216	-34
ESCS	738	732	-6
Healey	470	457	-13
Kennedy	471	494	+23
Winter Hill	364	366	+2
West Somerville	381	389	+8
Next Wave/Full Circle	89	75	-14
SHS	1334	1322	-12
Out of District Placement	117	117	TBD
Total Students	4982	4995	+13

An architectural rendering of a modern, multi-story university building with a blue overlay. The building features a mix of brick and glass facades, with a prominent glass-enclosed section on the right. The foreground shows a paved plaza with people walking, bicycles, and a street lamp. The overall scene is set against a clear sky.

Enrollment Trends SY26-27 PK/K

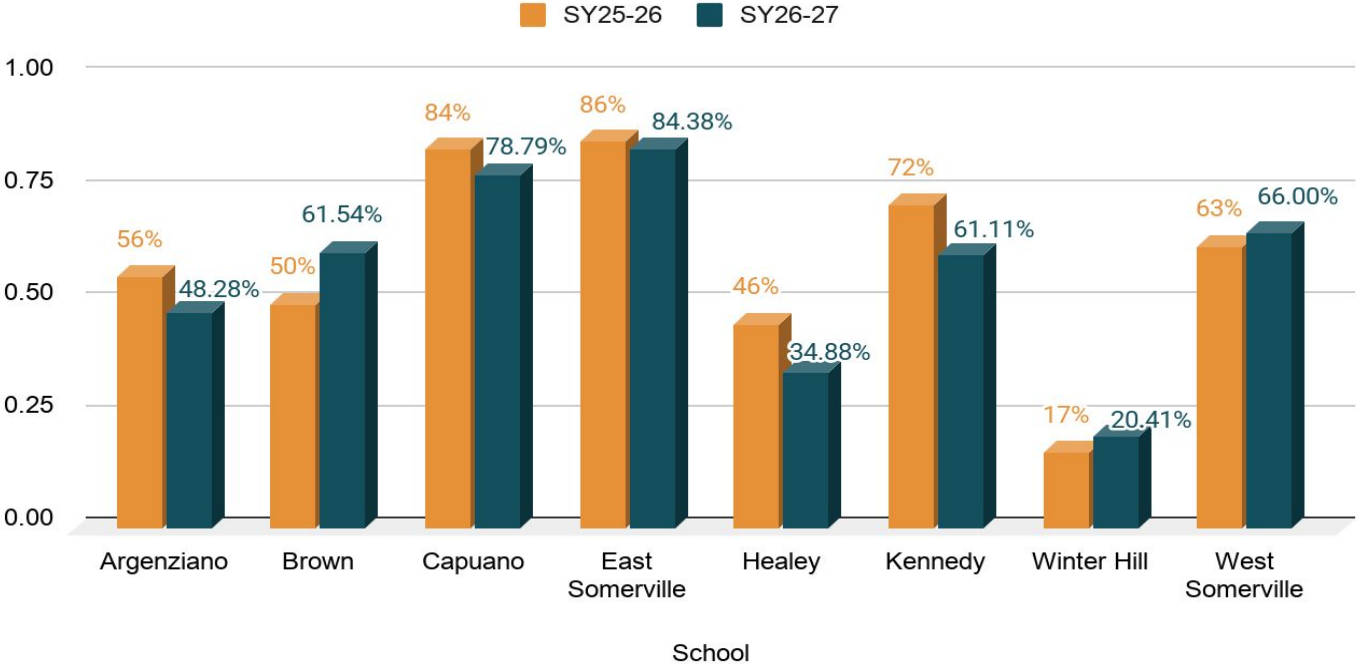
PK/K Students Registered during Priority Period (January-February)



PK/K Families' First-Choice School Requests

First Choice Schools	SY25 PK	SY26 PK	SY27 PK	Δ in PK Demand from last year	SY25 K	SY26 K	SY27 K	Δ in K Demand from last year
Argenziano	38	34	23	-11	52	52	38	-14
Brown	N/A	N/A	N/A	N/A	39	35	61	+26
Capuano	47	53	60	+7	70	63	51	-12
E. Somerville (Gen Ed)	20	N/A	N/A	N/A	18	14	6	-8
E. Somerville (Sonrisa/Unidos)	2	10	17	+7	42	58	35	-23
Healey	10	16	15	-1	28	26	22	-4
Kennedy	48	62	54	-8	48	53	54	+1
Winter Hill	7	7	7	0	14	15	19	+4
W. Somerville	32	31	41	+10	42	34	34	0

K Families' Request for Proximity School as First-Choice School



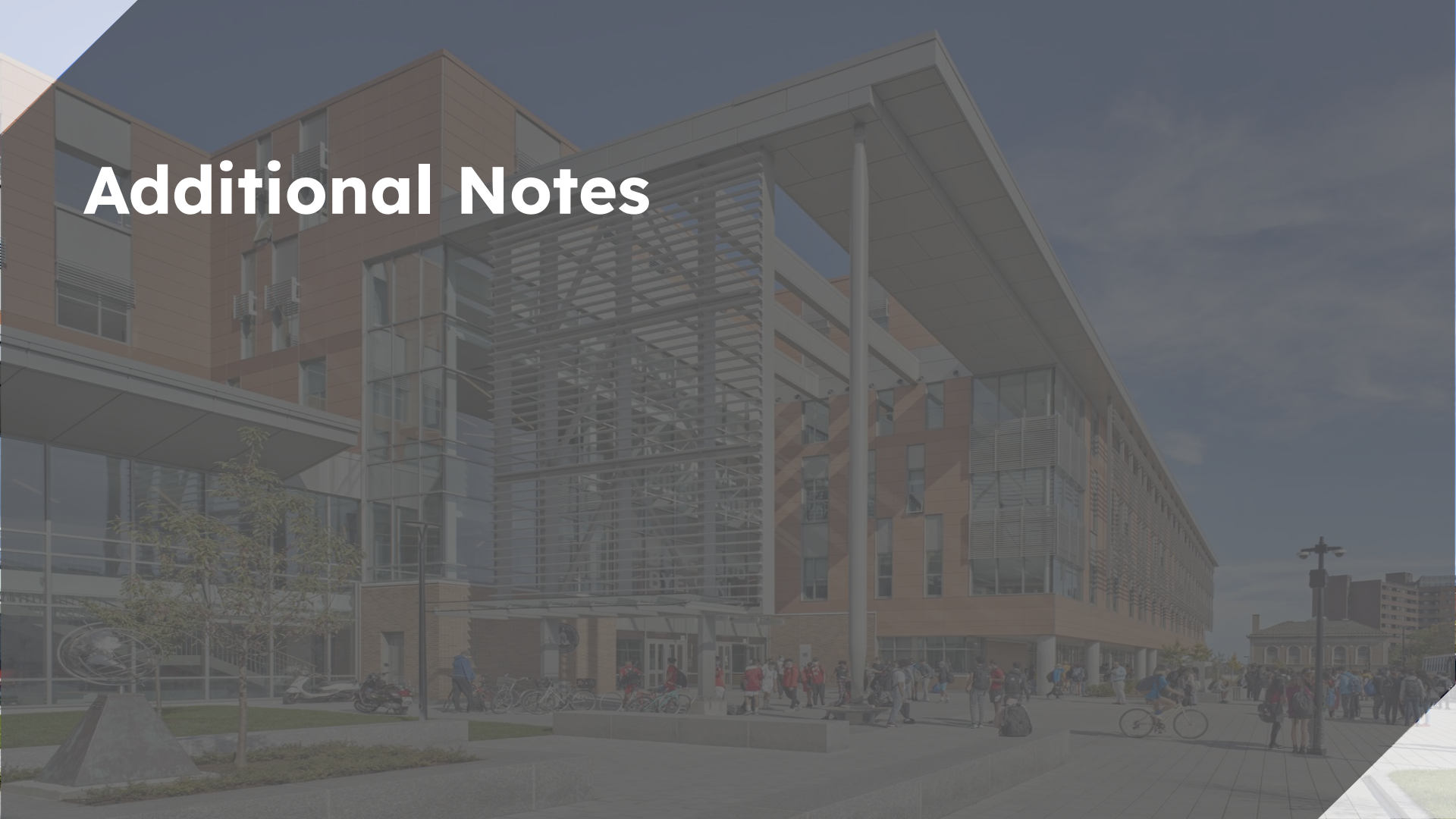


Withdrawals

Withdrawals

Exit Reason	Summer 2023	Summer 2024	Summer 2025	As of 4/24/2026
Other Public Schools in Massachusetts	149	141	143	79
Private School	20	33	19	2
Out of state/Out of the country	61	80	75	52 (18 out of state/ 34 out of country)
Transferring to Homeschooling	4	4	5	3

Additional Notes



Additional Notes from SY26-27

- **PK/K Priority Registration Overview**

- We received over 570 registrations for PK/K during the Priority Registration Period (January–February).
- 33 registrations were discarded, most because the child was too young for PK
- A total of 539 were assigned in the first round:
 - 319 Kindergarten
 - 220 PK

- **K Assignments:**

- 91% assigned 1st choice | 3% assigned 2nd choice | 4% assigned 3rd choice | 2% assigned 4th
- 24 students remain on K waitlists for Brown, Capuano, Kennedy.

- **PK Assignments:**

- 62 students are assigned to a school, but remain on the waitlist for their 1st-choice.
- 8 additional students on the waitlist for a PK program.

- **Capuano K → Grade 1 Transition - 38 students assigned:**

- 84% assigned 1st choice | 8% assigned 2nd choice | 5% assigned 3rd choice | 2% assigned 4th

- **Brown grade 5 transition - 27 students assigned:**

- 100% assigned to their 1st choice.